

HIGHLIGHTS OF PRESCRIBING INFORMATION

These highlights do not include all the information needed to use QUTENZA safely and effectively. See full prescribing information for QUTENZA.

QUTENZA® (capsaicin) topical system

Initial U.S. Approval: 2009

RECENT MAJOR CHANGES

Warnings and Precautions (5.2, 5.5)

07/2024

INDICATIONS AND USAGE

QUTENZA is a TRPV1 channel agonist indicated for the treatment of neuropathic pain associated with postherpetic neuralgia (PHN) and neuropathic pain associated with diabetic peripheral neuropathy (DPN) of the feet. (1)

DOSAGE AND ADMINISTRATION

- Only physicians or health care professionals are to administer QUTENZA. (2.1)
- Administer QUTENZA in a well-ventilated treatment area. (2.1)
- Wear nitrile (not latex) gloves when handling QUTENZA and when cleaning treatment areas. (2.1)
- Use of a face mask and protective glasses is advisable for healthcare professionals. (2.1)
- Do not use QUTENZA on broken skin. (2.1)
- PHN: Apply up to four topical systems for 60 minutes. (2.2)
- DPN: Apply up to four topical systems for 30 minutes on the feet. (2.2)
- Repeat every 3 months or as warranted by the return of pain (not more frequently than every three months). (2.2)
- See Dosage and Administration, Instructions for Use, for detailed instructions on QUTENZA administration. (2.3)

DOSAGE FORMS AND STRENGTHS

QUTENZA contains 8% capsaicin (640 mcg per cm²). Each QUTENZA contains a total of 179 mg of capsaicin. (3)

CONTRAINDICATIONS

None

WARNINGS AND PRECAUTIONS

Severe Irritation with Unintended Capsaicin Exposure: Capsaicin can cause severe irritation of eyes, mucous membranes, respiratory tract, and skin to the healthcare professional, patients, and others. See Full Prescribing Information for detailed instructions on how to manage this risk. (2.1, 5.1)

Application-Associated Pain: Patients may experience substantial procedural pain and burning upon application of QUTENZA and following removal of QUTENZA. Prepare to treat acute pain during and following the application procedure with local cooling and/or appropriate analgesic medication. (5.2)

Increase in Blood Pressure: Transient increases in blood pressure may occur with QUTENZA treatment. Monitor blood pressure during and following the treatment procedure. (5.3)

Sensory Function: Reductions in sensory function, which were generally minor and temporary, have been reported following administration of QUTENZA. Assess for signs of sensory deterioration or loss prior to each application of QUTENZA. If sensory loss occurs, treatment should be reconsidered. (5.4)

Severe Application Site Burns: Full-thickness (third-degree) and deep partial-thickness (second-degree) burns have been reported following administration of QUTENZA. Ensure that dosage and administration recommendations are followed. (5.5)

ADVERSE REACTIONS

The most common adverse reactions (≥5% and greater than control) in all controlled clinical trials are application site erythema, application site pain, and application site pruritus. (6.1)

To report SUSPECTED ADVERSE REACTIONS, contact Averitas Pharma at 1-877-900-6479 or FDA at 1-800-FDA-1088 or www.fda.gov/medwatch.

See 17 for PATIENT COUNSELING INFORMATION.

Revised: 07/2024

FULL PRESCRIBING INFORMATION: CONTENTS*

- 1 INDICATIONS AND USAGE
- 2 DOSAGE AND ADMINISTRATION
 - 2.1 Important Dosage and Administration Instructions
 - 2.2 Dosing
 - 2.3 Instructions for Use
- 3 DOSAGE FORMS AND STRENGTHS
- 4 CONTRAINDICATIONS
- 5 WARNINGS AND PRECAUTIONS
 - 5.1 Severe Irritation with Unintended Capsaicin Exposure
 - 5.2 Application-Associated Pain
 - 5.3 Increase in Blood Pressure
 - 5.4 Sensory Function
 - 5.5 Severe Application Site Burns
- 6 ADVERSE REACTIONS
 - 6.1 Clinical Trials Experience
 - 6.2 Postmarketing Experience
- 7 DRUG INTERACTIONS
- 8 USE IN SPECIFIC POPULATIONS
 - 8.1 Pregnancy
 - 8.2 Lactation
 - 8.3 Females and Males of Reproductive Potential
 - 8.4 Pediatric Use
 - 8.5 Geriatric Use
- 10 OVERDOSAGE
- 11 DESCRIPTION

- 12 CLINICAL PHARMACOLOGY
 - 12.1 Mechanism of Action
 - 12.2 Pharmacodynamics
 - 12.3 Pharmacokinetics
- 13 NONCLINICAL TOXICOLOGY
 - 13.1 Carcinogenesis, Mutagenesis, Impairment of Fertility
- 14 CLINICAL STUDIES
 - 14.1 Postherpetic Neuralgia
 - 14.2 Neuropathic Pain Associated with Diabetic Peripheral Neuropathy
- 16 HOW SUPPLIED/STORAGE AND HANDLING
 - 16.1 How Supplied
 - 16.2 Storage
 - 16.3 Handling and Disposal
- 17 PATIENT COUNSELING INFORMATION

*Sections or subsections omitted from the full prescribing information are not listed.

FULL PRESCRIBING INFORMATION

1 INDICATIONS AND USAGE

QUTENZA is indicated in adults for the treatment of neuropathic pain associated with postherpetic neuralgia (PHN) and for neuropathic pain associated with diabetic peripheral neuropathy (DPN) of the feet.

2 DOSAGE AND ADMINISTRATION

2.1 Important Dosage and Administration Instructions

- Do not dispense QUTENZA to patients for self-administration or handling. Only physicians or healthcare professionals are to administer and handle QUTENZA.
- Unintended exposure to capsaicin can cause severe irritation of eyes, mucous membranes, respiratory tract, and skin in healthcare professionals, patients and others [see *Warnings and Precautions (5.1)*].
- Because unintended exposure to capsaicin can cause severe irritation of eyes, mucous membranes, respiratory tract, and skin, when administering QUTENZA, it is important to follow these procedures:
 - Administer QUTENZA in a well-ventilated treatment area.
 - Wear only nitrile gloves when handling QUTENZA or any item that makes contact with QUTENZA, and when cleaning capsaicin residue from the skin. Do not use latex gloves as they do not provide adequate protection.
 - Use of a face mask and protective glasses is advisable for healthcare professionals.
 - Keep QUTENZA in the sealed pouch until immediately before use.
 - Use QUTENZA only on dry, intact (unbroken) skin.
 - In patients treated for neuropathic pain associated with diabetic peripheral neuropathy, a careful examination of the feet should be undertaken prior to each application of QUTENZA to detect skin lesions related to underlying neuropathy or vascular insufficiency. [see *Warnings and Precautions (5.4)*].
 - During administration, avoid unnecessary contact with any items in the room, including items that the patient may later have contact with, such as horizontal surfaces and bedsheets.
 - Aerosolization of capsaicin can occur upon rapid removal of QUTENZA. Therefore, remove QUTENZA gently and slowly by rolling the adhesive side inward [see *Warnings and Precautions (5.1)*].
 - Immediately after use, clean all areas that had contact with QUTENZA and properly dispose of QUTENZA, associated packaging, Cleansing Gel, gloves, and other treatment materials in accordance with local biomedical waste procedures.
 - If QUTENZA is cut, ensure unused pieces are properly disposed of.

2.2 Dosing

- The recommended dose of QUTENZA for neuropathic pain associated with postherpetic neuralgia is a single, 60-minute application of up to four topical systems.

- The recommended dose of QUTENZA for neuropathic pain associated with diabetic peripheral neuropathy is a single, 30-minute application on the feet of up to four topical systems.

Treatment with QUTENZA may be repeated every three months or as warranted by the return of pain (not more frequently than every three months).

2.3 Instructions for Use

USE IN NEUROPATHIC PAIN ASSOCIATED WITH POSTHERPETIC NEURALGIA (60-MINUTE APPLICATION TIME)

Prepare

- Administer QUTENZA in a well-ventilated treatment area.
- Put on nitrile (not latex) gloves. Use of a face mask and protective glasses is advisable for healthcare professionals.
- Inspect the pouch. Do not use if the pouch has been torn or damaged.

Identify

- The treatment area (painful area including areas of hypersensitivity and allodynia) must be identified by a physician or healthcare professional and marked on the skin.



- If necessary, clip hair (do not shave) in and around the identified treatment area to promote QUTENZA adherence.
- QUTENZA can be cut to match the size and shape of the treatment area. Gently wash the treatment area with mild soap and water, and dry thoroughly.

Anesthetize (optional)

- The treatment area may be pretreated with a topical anesthetic to potentially reduce discomfort associated with the application of QUTENZA.
- Apply topical anesthetic to the entire treatment area and surrounding 1 to 2 cm, and keep the local anesthetic in place until the skin is anesthetized prior to the application of QUTENZA.

USE IN NEUROPATHIC PAIN ASSOCIATED WITH DIABETIC PERIPHERAL NEUROPATHY (30-MINUTE APPLICATION TIME ON THE FEET)

Prepare

- Administer QUTENZA in a well-ventilated treatment area.
- Put on nitrile (not latex) gloves. Use of a face mask and protective glasses is advisable for healthcare professionals.
- Inspect the pouch. Do not use if the pouch has been torn or damaged.

Identify

- The treatment area (painful area including areas of hypersensitivity and allodynia) must be identified by a physician or healthcare professional and marked on the skin.
- Examine the feet prior to application of QUTENZA to detect skin lesions related to underlying neuropathy or vascular insufficiency.



- If necessary, clip hair (do not shave) in and around the identified treatment area to promote QUTENZA adherence.
- QUTENZA can be cut to match the size and shape of the treatment area. Gently wash the treatment area with mild soap and water, and dry thoroughly.

Anesthetize (optional)

- The treatment area may be pretreated with a topical anesthetic to potentially reduce discomfort associated with the application of QUTENZA.
- Apply topical anesthetic to the entire treatment area and surrounding 1 to 2 cm, and keep the local anesthetic in place until the skin is anesthetized prior to the application of QUTENZA.



- Remove the topical anesthetic with a dry wipe. Gently wash the treatment area with mild soap and water, and dry thoroughly.

Apply

- Tear open the pouch along the three dashed lines and remove QUTENZA.
- Inspect QUTENZA and identify the outer surface backing layer with the printing on one side and the capsaicin-containing adhesive on the other side. The adhesive side of QUTENZA is covered by a clear, unprinted, diagonally cut release liner.
- Cut QUTENZA before removing the protective release liner. Ensure that unused pieces do not make contact with other objects and are disposed of appropriately.
- The diagonal cut in the release liner is to aid in its removal. Peel a small section of the release liner back and place the adhesive side of QUTENZA on the treatment area.
- While you slowly peel back the release liner from under the QUTENZA with one hand, use your other hand to smooth QUTENZA down onto the skin.



- Once QUTENZA is applied, leave in place for 60 minutes (PHN).
- To ensure QUTENZA maintains contact with the treatment area, a dressing, such as rolled gauze, may be used. Remove the nitrile gloves after the application.
- Instruct the patient not to touch QUTENZA or the treatment area.

Remove

- Put on nitrile (not latex) gloves. Remove QUTENZA by gently and slowly rolling inward.

- Remove the topical anesthetic with a dry wipe. Gently wash the treatment area with mild soap and water, and dry thoroughly.

Apply

- Tear open the pouch along the three dashed lines and remove QUTENZA.
- Inspect QUTENZA and identify the outer surface backing layer with the printing on one side and the capsaicin-containing adhesive on the other side. The adhesive side of QUTENZA is covered by a clear, unprinted, diagonally cut release liner.
- Cut QUTENZA before removing the protective release liner. Ensure that unused pieces do not make contact with other objects and are disposed of appropriately.
- The diagonal cut in the release liner is to aid in its removal. Peel a small section of the release liner back and place the adhesive side of QUTENZA on the treatment area.
- While you slowly peel back the release liner from under the QUTENZA with one hand, use your other hand to smooth QUTENZA down onto the skin.
- QUTENZA can be wrapped around the dorsal, lateral, and plantar surfaces of each foot to completely cover the treatment area.



- Once QUTENZA is applied, leave in place for 30 minutes on the feet (DPN).
- To ensure QUTENZA maintains contact with the treatment area, a dressing, such as rolled gauze, may be used. Remove the nitrile gloves after the application.
- Instruct the patient not to touch QUTENZA or the treatment area.

Remove

- Put on nitrile (not latex) gloves. Remove QUTENZA by gently and slowly rolling inward.



Cleanse

- After removal of QUTENZA, generously apply Cleansing Gel to the treatment area and leave on for at least one minute. Remove Cleansing Gel with a dry wipe and gently wash the area with mild soap and water. Dry thoroughly.

Cleanse

- After removal of QUTENZA, generously apply Cleansing Gel to the treatment area and leave on for at least one minute. Remove Cleansing Gel with a dry wipe and gently wash the area with mild soap and water. Dry thoroughly.



- Dispose of all treatment materials as described [see *Dosage and Administration (2.1)*].
- Inform the patient that the treated area may be sensitive for a few days to heat (e.g., hot showers/baths, direct sunlight, vigorous exercise).

- Dispose of all treatment materials as described [see *Dosage and Administration (2.1)*].
- Inform the patient that the treated area may be sensitive for a few days to heat (e.g., hot showers/baths, direct sunlight, vigorous exercise).

3 DOSAGE FORMS AND STRENGTHS

QUTENZA topical system contains 8% capsaicin (640 mcg per cm²). Each topical system contains a total of 179 mg of capsaicin. Each topical system is 14 cm x 20 cm (280 cm²) and consists of an adhesive side containing the active substance and an outer surface backing layer. The adhesive side is covered with a removable, clear, unprinted, diagonally cut, release liner. The outer surface of the backing layer is imprinted with “capsaicin 8%”.

4 CONTRAINDICATIONS

None.

5 WARNINGS AND PRECAUTIONS

5.1 Severe Irritation with Unintended Capsaicin Exposure

Unintended exposure to capsaicin can cause severe irritation of eyes, mucous membranes, respiratory tract, and skin in healthcare professionals, patients, and others. Ensure that the recommended procedures and protective measures are used when administering QUTENZA [see *Dosage and Administration (2.1)*].

Eye and Mucous Membrane Exposure

- *For healthcare professionals:*
 - Wear nitrile gloves when administering QUTENZA and avoid unnecessary contact with items in the room, including items that the patient may later have contact with, such as horizontal surfaces and bedsheets.
 - Use of a face mask and protective glasses is advisable.
- Do not apply QUTENZA to the patient's face, eyes, mouth, nose, or scalp to avoid risk of exposure to eyes or mucous membranes.
- Accidental exposure to the eyes and mucous membranes can occur from touching QUTENZA or items exposed to capsaicin and then touching the eyes and mucous membranes.
- If irritation of eyes or mucous membranes occurs, flush eyes and mucous membranes with cool water. Remove the affected individual (healthcare professional or patient) from the vicinity of QUTENZA.

Respiratory Tract Exposure

- Aerosolization of capsaicin can occur upon rapid removal of QUTENZA. Therefore, remove QUTENZA gently and slowly by rolling the adhesive side inward [see *Dosage and Administration (2.1, 2.3)*].
- Inhalation of airborne capsaicin can result in coughing or sneezing. Administer QUTENZA in a well-ventilated treatment area. Provide supportive medical care if shortness of breath develops. If irritation of airways occurs, remove the affected individual (healthcare professional or patient) from the vicinity of QUTENZA. If respiratory irritation worsens or does not resolve, do not re-expose the affected healthcare professional or patient to QUTENZA [see *Adverse Reactions (6.2)*].

Skin Exposure

- If skin not intended to be treated is exposed to QUTENZA, apply Cleansing Gel for one minute and wipe off with dry gauze. After the Cleansing Gel has been wiped off, wash the area with soap and water.

Thoroughly clean all areas that had contact with QUTENZA and properly dispose of QUTENZA, associated packaging, Cleansing Gel, gloves, and other treatment materials in accordance with local biomedical waste procedures [see *Dosage and Administration (2.1, 2.3)*].

5.2 Application-Associated Pain

Even following use of a local anesthetic prior to administration of QUTENZA, patients may experience substantial procedural pain and burning upon application of QUTENZA and following removal of QUTENZA. Prepare to treat acute pain during and following the application procedure with local cooling and/or appropriate analgesic medication.

5.3 Increase in Blood Pressure

In clinical trials, transient increases in blood pressure occurred during or shortly after exposure to QUTENZA. The changes averaged less than 10 mm Hg, although some patients had greater increases and these changes lasted for approximately two hours after QUTENZA removal. Increases in blood pressure were unrelated to the pretreatment blood pressure but were related to treatment-related increases in pain. Monitor blood pressure

periodically during and following the treatment procedure and provide adequate support for treatment-related pain.

Patients with unstable or poorly controlled hypertension, or a recent history of cardiovascular or cerebrovascular events, may be at an increased risk of adverse cardiovascular effects. Consider these factors prior to initiating QUTENZA treatment.

5.4 Sensory Function

Reductions in sensory function have been reported following administration of QUTENZA. Decreases in sensory functions are generally minor and temporary (including to thermal and other harmful stimuli). All patients with pre-existing sensory deficits should be clinically assessed for signs of sensory deterioration or loss prior to each application of QUTENZA. If sensory deterioration or loss is detected or pre-existing sensory deficit worsens, continued use of QUTENZA treatment should be reconsidered.

5.5 Severe Application Site Burns

Cases of full-thickness (third-degree) and deep partial-thickness (second-degree) burns have been reported following administration of QUTENZA. Cases of full-thickness (third-degree) burns, requiring hospitalization and skin grafting have been reported in patients who received QUTENZA for an unapproved indication and/or frequency of dosing at an application site where there had been prior skin trauma [see *Adverse Reactions (6.2)*]. Ensure that dosage and administration recommendations are followed [see *Dosage and Administration (2)*].

6 ADVERSE REACTIONS

The following serious adverse reactions are discussed elsewhere in the labeling:

- Severe Irritation Due to Accidental Exposure of Eyes, Skin, Respiratory Tract, and Mucous Membranes [see *Warning and Precautions (5.1)*]
- Application-Associated Pain [see *Warnings and Precautions (5.2)*]
- Increase in Blood Pressure [see *Warnings and Precautions (5.3)*]
- Sensory Function Reduction [see *Warning and Precautions (5.4)*]
- Severe Application Site Burns [see *Warning and Precautions (5.5)*]

6.1 Clinical Trials Experience

Because clinical trials are conducted under widely varying conditions, adverse reaction rates observed in the clinical trials of a drug cannot be directly compared to rates in the clinical trials of other drugs and may not reflect the rates observed in clinical practice.

Across all controlled and uncontrolled clinical trials, 2848 patients have received QUTENZA. A total of 924 patients received more than one treatment application and 732 patients were followed for 48 weeks or longer. A total of 590 DPN patients and 1112 PHN patients have received QUTENZA across all controlled and uncontrolled clinical trials.

Among patients treated with QUTENZA, 1% discontinued prematurely due to an adverse event.

Most Common Adverse Reactions in all Controlled Clinical Trials

In all controlled clinical trials, adverse reactions occurring in $\geq 5\%$ of patients in the QUTENZA group and at an incidence at least 1% greater than in the control group were application site erythema, application site pain, and application site pruritus.

The majority of application site reactions were transient and self-limited. Transient increases in pain were commonly observed on the day of treatment in patients treated with QUTENZA. Pain increases occurring during QUTENZA application usually began to resolve after QUTENZA removal. On average, pain scores returned to baseline by the end of the treatment day and then remained at or below baseline levels. A majority of QUTENZA-treated patients in clinical trials had adverse reactions with a maximum intensity of “mild” or “moderate”.

Postherpetic Neuralgia (PHN)

Table 1 summarizes all adverse reactions, regardless of causality, occurring in >1% of patients with PHN in the QUTENZA group for which the incidence was at least 1% greater than in the control group.

TABLE 1: Adverse Reaction Incidence (%) in Controlled Double-blind Trials in Postherpetic Neuralgia (Events in >1% of QUTENZA-treated Patients and at Least 1% Greater in the QUTENZA Group than in the Control Group)

Body System Preferred Term	QUTENZA 60 minutes (N=622) %	Control 60 minutes (N=495) %
General Disorders and Administration Site Conditions		
Application site erythema	63	54
Application site pain	42	21
Application site pruritus	6	4
Application site papules	6	3
Application site edema	4	1
Application site swelling	2	1
Application site dryness	2	1
Infections and Infestations		
Nasopharyngitis	4	2
Bronchitis	2	1
Sinusitis	3	1
Gastrointestinal Disorders		
Nausea	5	2
Vomiting	3	1
Skin and Subcutaneous Tissue Disorder		
Pruritus	2	< 1
Vascular Disorders		
Hypertension	2	1

Less common adverse reactions (<1%) with QUTENZA observed during PHN clinical trials included: palpitations, tachycardia, eye pruritus, application site reactions (such as urticaria, paresthesia, dermatitis, hyperesthesia).

Neuropathic Pain Associated with Diabetic Peripheral Neuropathy (DPN)

Table 2 summarizes all adverse reactions, regardless of causality, occurring in >1% of patients with DPN in the QUTENZA group for which the incidence was at least 1% greater than in the control group.

TABLE 2: Adverse Reaction Incidence (%) in Double-blind Controlled Trials in Neuropathic Pain Associated with Diabetic Peripheral Neuropathy (Events in >1% of QUTENZA-treated Patients and at Least 1% Greater in the QUTENZA Group than in the Control Group)

Body System Preferred Term	QUTENZA 30 minutes (N=186) %	Control 30 minutes (N=183) %
General Disorders and Administration Site Conditions		
Application site reactions		
Burning sensation	14	3
Application site pain	10	2
Erythema	2	0
Injury, Poisoning and Procedural Complications		
Excoriation	2	0
Musculoskeletal and Connective Tissue Disorders		
Pain in extremity	11	6
Nervous System Disorders		
Headache	3	2
Respiratory, Thoracic and Mediastinal Disorders		
Upper respiratory symptoms		
Upper respiratory tract infection	4	< 1
Cough	2	< 1
Vascular Disorders		
Hypertension	2	< 1

Less common adverse reactions (<1%) with QUTENZA observed during DPN clinical trials included: dizziness, dysesthesia, blister.

6.2 Postmarketing Experience

Because adverse reactions are reported voluntarily from a population of uncertain size, it is not always possible to reliably estimate their frequency or establish a causal relationship to drug exposure.

The following adverse reactions have been identified during post approval use of QUTENZA: deep partial-thickness (second-degree) and full-thickness (third-degree) burns and scarring; accidental exposure (including eye pain, cough, eye and throat irritation) [see *Warnings and Precautions (5.1, 5.5)*].

7 DRUG INTERACTIONS

No clinical drug interaction studies have been performed.

Data from *in vitro* cytochrome P450 inhibition and induction studies show that capsaicin does not inhibit or induce liver cytochrome P450 enzymes at concentrations which far exceed those measured in blood samples. Therefore, interactions with systemic medicinal products are unlikely.

8 USE IN SPECIFIC POPULATIONS

8.1 Pregnancy

Risk Summary

Capsaicin is negligibly absorbed systemically following topical administration of QUTENZA, and maternal use is not expected to result in the fetal exposure to QUTENZA. In animal reproductive studies, no evidence of

malformations were observed when capsaicin was administered daily by the topical route to pregnant rats and rabbits during the period of organogenesis at doses of up to 11- and 37-times, respectively, the maximum recommended human dose (MRHD) of QUTENZA at 716 mg capsaicin per day (4 topical systems containing 179 mg/topical system). In a peri- and postnatal development study, no adverse effects were observed when capsaicin was administered daily by the topical route to rats during implantation to weaning at doses of up to 11-times the MRHD (*see Data*).

The estimated background risk of major birth defects and miscarriage for the indicated population is unknown. All pregnancies have a background risk of birth defect, loss, or other adverse outcomes. In the U.S. general population, the estimated background risk of major birth defects and miscarriage in clinically recognized pregnancies is 2% to 4% and 15% to 20%, respectively.

Data

Animal Data

There was no evidence of fetal malformations in embryofetal developmental toxicological studies conducted in pregnant rats and rabbits in which QUTENZA (rats) or capsaicin liquid (rabbits) were applied once daily for a 3-hour duration during the period of fetal organogenesis at doses up to 11-times (rat, 32 mg QUTENZA /day) and 37-times (rabbit, 260 mg capsaicin/day) the MRHD based on a C_{max} exposure comparison.

In a peri- and postnatal reproduction toxicology study, pregnant female rats were treated with QUTENZA at doses up to 32 mg QUTENZA/rat/day applied once daily for a 3-hour duration during gestation and lactation (from Gestation Day 7 through Lactation Day 20). Analyses of milk samples on Day 14 of the lactation period demonstrated measurable levels of capsaicin in the dam's milk at all dose levels. There were no effects on survival, growth, learning and memory tests (passive avoidance and water maze), sexual maturation, mating, pregnancy, and fetal development in the offspring of mothers treated with capsaicin up to 32 mg QUTENZA /rat/day (11-times the MRHD based on C_{max} exposure).

8.2 Lactation

Risk Summary

Capsaicin is negligibly absorbed systemically by the mother following topical administration of QUTENZA, and breastfeeding is not expected to result in exposure of the infant to QUTENZA [*see Clinical Pharmacology (12.3)*]. There are no data on the effects of capsaicin on milk production. To minimize potential direct exposure of QUTENZA to the breastfed infant, avoid applying QUTENZA directly to the nipple and areola.

The developmental and health benefits of breastfeeding should be considered along with the mother's clinical need for QUTENZA and any potential adverse effects on the breastfed infant from QUTENZA or from the underlying maternal condition.

8.3 Females and Males of Reproductive Potential

Infertility

In a fertility and reproductive toxicology study, administration of QUTENZA at 13-times the MRHD to male rats for 3 hours/day for 49 days resulted in a statistically significant reduction in the number and percent of motile sperm; however, these reductions did not adversely affect fertility [*see Nonclinical Toxicology (13.1)*]. As this animal model has a large excess of sperm-generating capacity relative to the threshold necessary for fertilization, the lack of an effect on fertility in this species is of unknown clinical significance for males of reproductive potential treated with the MRHD.

8.4 Pediatric Use

The safety and effectiveness of QUTENZA in patients younger than 18 years of age have not been studied.

8.5 Geriatric Use

In controlled clinical trials of QUTENZA in neuropathic pain associated with postherpetic neuralgia, 75% of patients were 65 years and older and 43% of patients were 75 years and older. The safety and effectiveness were similar in geriatric patients and younger patients. No dose adjustments are required in geriatric patients.

10 OVERDOSAGE

There is no clinical experience with QUTENZA overdose in humans.

There is no specific antidote for overdose with capsaicin. In case of suspected overdose, remove QUTENZA gently, apply Cleansing Gel for one minute, wipe off with dry gauze, and gently wash the area with soap and water. Use supportive measures and treat symptoms as clinically warranted.

11 DESCRIPTION

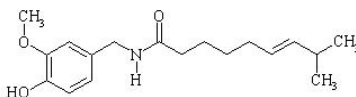
QUTENZA (capsaicin) 8% topical system contains capsaicin in a localized dermal delivery system. The capsaicin in QUTENZA is a synthetic equivalent of the naturally occurring compound found in chili peppers. Capsaicin is soluble in alcohol, acetone, and ethyl acetate and very slightly soluble in water.

QUTENZA is a single-use topical system stored in a foil pouch. Each QUTENZA is 14 cm x 20 cm (280 cm²) and consists of a polyester backing film coated with a drug-containing silicone adhesive mixture and covered with a removable polyester release liner.

The backing film is imprinted with “capsaicin 8%”. Each QUTENZA contains a total of 179 mg of capsaicin (8% in adhesive, 80 mg per gram of adhesive) or 640 micrograms (mcg) of capsaicin per square cm of topical system.

The empirical formula is C₁₈H₂₇NO₃, with a molecular weight of 305.42. The chemical compound capsaicin [(E)-8-methyl-N-vanillyl-6-nonenamide] is an activating ligand for transient receptor potential vanilloid 1 receptor (TRPV1) and it has the following structure:

FIGURE 1:
Structural Formula of Capsaicin



QUTENZA contains the following inactive ingredients: diethylene glycol monoethyl ether, dimethicone, ethyl cellulose, polyester film, silicone adhesive, and white ink.

QUTENZA is supplied with a Cleansing Gel which is used to remove residual capsaicin from the skin after treatment. Cleansing Gel consists of the following ingredients: butylated hydroxyanisole, carbomer copolymer, edetate disodium, polyethylene glycol, purified water, and sodium hydroxide.

12 CLINICAL PHARMACOLOGY

12.1 Mechanism of Action

Capsaicin is an agonist for the transient receptor potential vanilloid 1 receptor (TRPV1), which is an ion channel-receptor complex expressed on nociceptive nerve fibers in the skin. Topical administration of capsaicin causes an initial enhanced stimulation of the TRPV1-expressing cutaneous nociceptors that may be associated with painful sensations. This is followed by pain relief thought to be mediated by a reduction in TRPV1-expressing nociceptive nerve endings [see *Clinical Pharmacology* (12.2)]. Over the course of several months,

there may be a gradual re-emergence of painful neuropathy thought to be due to TRPV1 nerve fiber reinnervation of the treated area.

12.2 Pharmacodynamics

Two studies evaluated the pharmacodynamic effects of QUTENZA on sensory function and epidermal nerve fiber (ENF) density in healthy volunteers. Consistent with the known pharmacodynamic effects of capsaicin on TRPV1-expressing nociceptive nerve endings, reduced ENF density and minor changes in cutaneous nociceptive function (heat detection and sharp sensation) were noted one week after exposure to QUTENZA. ENF density reduction and sensory changes were fully reversible.

12.3 Pharmacokinetics

Pharmacokinetic data in humans showed transient, low (<5 ng/mL) systemic exposure to capsaicin in about one-third of PHN patients following 60-minute applications of QUTENZA. The highest plasma concentration of capsaicin detected was 4.6 ng/mL and occurred immediately after QUTENZA removal. Most quantifiable levels were observed at the time of QUTENZA removal and were below the limit of quantitation 3 to 6 hours after QUTENZA removal. No detectable levels of metabolites were observed in any subject.

13 NONCLINICAL TOXICOLOGY

13.1 Carcinogenesis, Mutagenesis, Impairment of Fertility

Carcinogenesis

Adequate carcinogenicity studies have not been conducted with QUTENZA or capsaicin.

Mutagenesis

Capsaicin was not mutagenic in the Ames, mouse micronucleus, and chromosomal aberration in human peripheral blood lymphocytes assays. As with other catechol-containing compounds (e.g., dopamine), capsaicin showed a weak mutagenic response in the mouse lymphoma assay.

Impairment of Fertility

A fertility and reproductive toxicology study was conducted in rats with exposure to QUTENZA daily for 3 hours/day beginning 28 days before cohabitation, through cohabitation, and continuing through the day before sacrifice (approximately 49 days of treatment). The results revealed a statistically significant reduction in the number and percent of motile sperm. Sperm motility obtained from the vas deferens was reduced in all capsaicin treatment groups (16, 24 and 32 mg QUTENZA/rat/day). Though a “no effect” level was not determined, dose levels used in the study correspond to a 13- to 28-fold exposure margin over the mean C_{max} associated with the MRHD. Sperm counts were reduced in the vas deferens or cauda epididymis in the 24 and 32 mg QUTENZA/rat/day dose groups (79% and 69%, respectively) compared to the placebo topical system-treated control group; however, these reductions did not adversely affect fertility. As this animal model has a large excess of sperm-generating capacity relative to the threshold necessary for fertilization, the lack of an effect on fertility in this species is of unknown significance for human risk assessment.

14 CLINICAL STUDIES

14.1 Postherpetic Neuralgia

The efficacy of QUTENZA was established in two 12-week, double-blind, randomized, dose-controlled, multicenter clinical trials. These studies enrolled patients with postherpetic neuralgia (PHN) persisting for at least 6 months following healing of herpes zoster rash and a baseline score of 3-9 on an 11-point Numerical Pain Rating Scale (NPRS) ranging from 0 (no pain) to 10 (worst possible pain). QUTENZA and a control topical system were each applied as a single, 60-minute application. The control used in these studies looked similar to QUTENZA but contained a low concentration of the active ingredient, capsaicin (3.2 mcg/cm²,

0.04% w/w), to retain blinding regarding the known application site reactions of capsaicin (such as burning and erythema). The baseline mean pain score across the 2 studies was approximately 6.0. Patients who entered the study on stable doses of pain-control medications were required to keep dosing stable throughout the duration of the study. Approximately half of the patients were taking concomitant medications, including anticonvulsants, non-SSRI antidepressants, or opioids for their PHN at study entry. Prior to application, a topical anesthetic was applied to the treatment area for 60 minutes. Patients were permitted to use local cooling and additional analgesic medications for treatment-related discomfort as needed through Day 5. Patients recorded their pain daily in a diary.

PHN Study 1: In this 12-week study, the QUTENZA group demonstrated a greater reduction in pain compared to the control group during the primary assessment at Week 8. The percent change in average pain from baseline to Week 8 was -18% ($\pm 2\%$) for the low-dose control and -29% ($\pm 2\%$) for QUTENZA.

For various degrees of improvement in pain from baseline to study endpoint, Figure 2 shows the fraction of patients achieving that degree of improvement. The figure is cumulative, so that patients whose change from baseline is, for example, 50%, are also included at every level of improvement below 50%. Patients who did not complete the study through Week 12 or who showed no improvement at Week 12 were assigned 0% improvement. Some patients experienced a decrease in pain as early as Week 1, which persisted throughout the study. The proportion of patients experiencing $\geq 30\%$ reduction in pain intensity from baseline for each week through Week 12 is shown in Figure 3.

FIGURE 2:

Patients Achieving Various Percentages of Reduction in Pain Intensity at Week 12 – Study 1

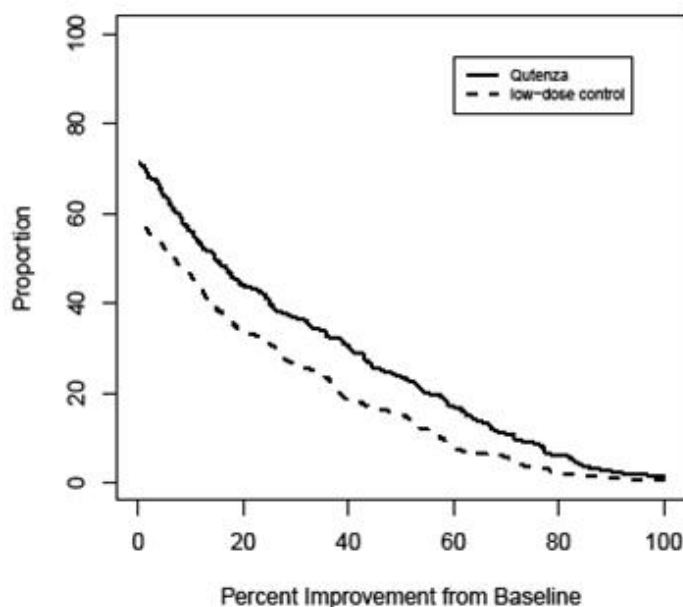
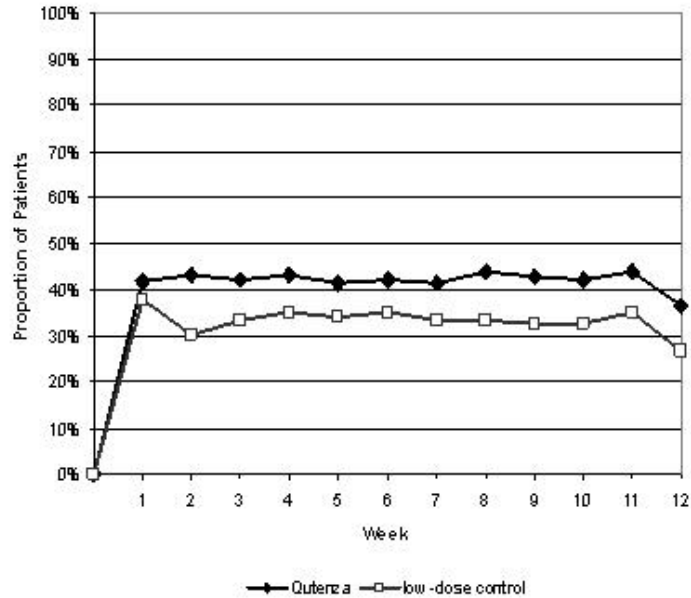


FIGURE 3:

Weekly Proportion of Patients Achieving $\geq 30\%$ Pain Intensity Reduction – Study 1*



*The same patients may not have responded at each timepoint.

PHN Study 2: In this 12-week study, the QUTENZA group demonstrated a greater reduction in pain compared to the control group during the primary assessment at Week 8. The percent change in average pain from baseline to Week 8 was -26% ($\pm 2\%$) for the low-dose control and -33% ($\pm 2\%$) for QUTENZA.

For various degrees of improvement in pain from baseline to study endpoint, Figure 4 shows the fraction of patients achieving that degree of improvement. The figure is cumulative, so that patients whose change from baseline is, for example, 50%, are also included at every level of improvement below 50%. Patients who did not complete the study through Week 12 or who showed no improvement at Week 12 were assigned 0% improvement. Some patients experienced a decrease in pain as early as Week 1, which persisted throughout the study. The proportion of patients achieving $\geq 30\%$ reduction in pain intensity from baseline for each week through Week 12 is shown in Figure 5.

FIGURE 4:

Patients Achieving Various Percentages of Reduction in Pain Intensity at Week 12 – Study 2

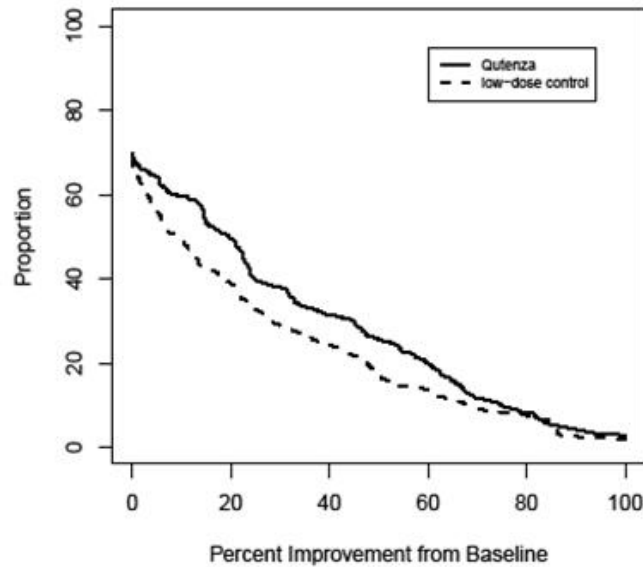
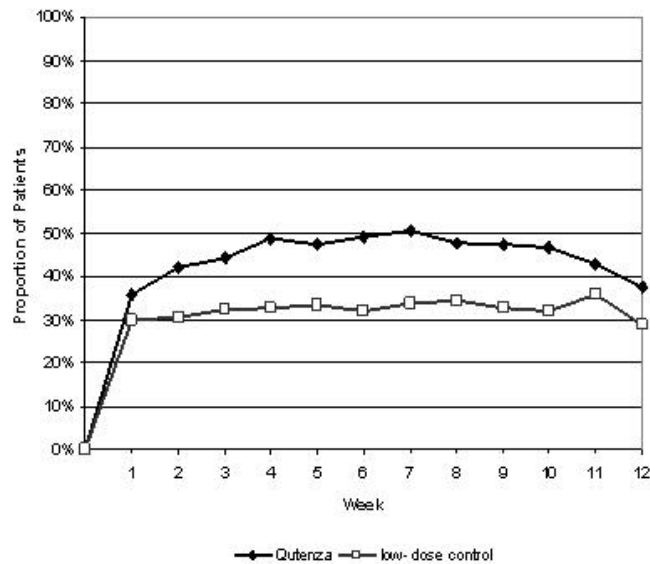


FIGURE 5:

Weekly Proportion of Patients Achieving $\geq 30\%$ Pain Intensity Reduction – Study 2*



*The same patients may not have responded at each timepoint.

14.2 Neuropathic Pain Associated with Diabetic Peripheral Neuropathy

The efficacy of QUTENZA was established in one 12-week, double-blind, randomized, placebo-controlled, multicenter study. This study enrolled patients with neuropathic pain associated with diabetic peripheral neuropathy (DPN) diagnosed at least 1 year prior to screening and an average pain score of ≥ 4 over the baseline period on an 11-point Numerical Pain Rating Scale (NPRS) ranging from 0 (no pain) to 10 (worst possible pain). QUTENZA and placebo were each applied as a single, 30-minute application. The placebo used in this study was similar to QUTENZA but did not contain an active ingredient. The baseline mean pain score in this study was 6.51 (SD 1.45) and was similar in both groups. Patients who entered the study on stable doses of pain-control medications were required to keep dosing stable throughout the duration of the study. Use of

opioid medication other than short-acting rescue medication was not allowed during the study. Concomitant medications for neuropathic pain associated with DPN were taken during the study by 47.2% of the patients and included anticonvulsants and non-SSRI antidepressants. Prior to application, a topical anesthetic was applied to the treatment area for 60 minutes. Patients were permitted to use local cooling and additional analgesic medications for treatment-related discomfort as needed through Day 5. Patients recorded their pain daily.

In this 12-week study, the percent change in average pain from baseline to Week 12 was higher in the QUTENZA group compared to the placebo group. The percent change in average pain from baseline to Week 12 was -22% ($\pm 3\%$) for placebo and -30% ($\pm 3\%$) for QUTENZA. The least-squares mean change was -1.92 on the 11-point NPRS scale for QUTENZA, vs -1.37 for placebo, a least-squares mean difference of -0.56 (95% CI -0.98, -0.14).

For various degrees of improvement in pain from baseline to study endpoint, Figure 6 shows the fraction of patients achieving that degree of improvement. The figure is cumulative, so that patients whose change from baseline is, for example, 50%, are also included at every level of improvement below 50%. Patients who did not complete the study through Week 12 or who showed no improvement at Week 12 were assigned 0% improvement. The proportion of patients experiencing $\geq 30\%$ reduction in pain intensity from baseline for each week through Week 12 is shown in Figure 7.

FIGURE 6:
Patients Achieving Various Percentages of Reduction in Pain Intensity at Week 12

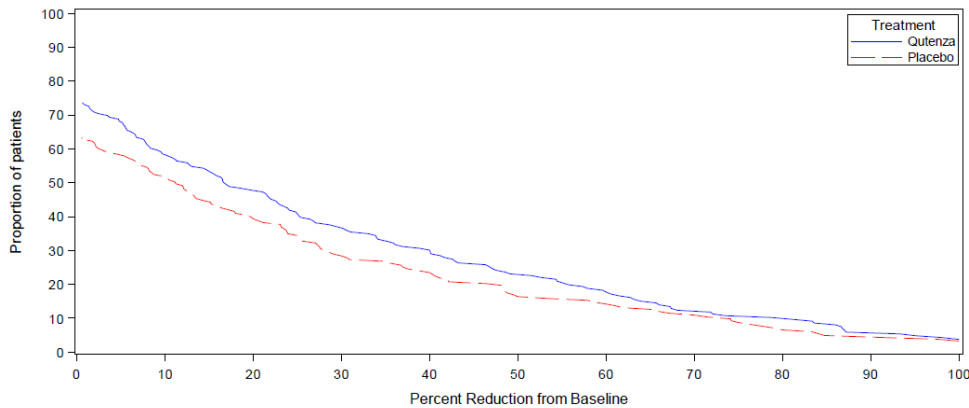
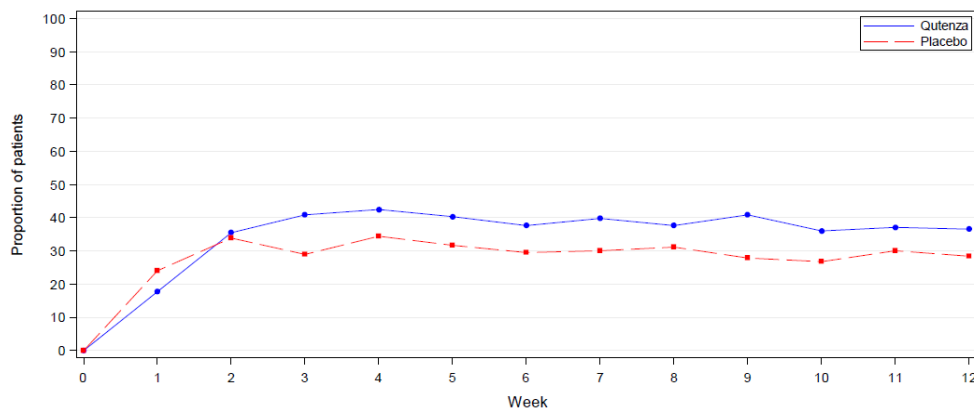


FIGURE 7:
Weekly Proportion of Patients Achieving $\geq 30\%$ Pain Intensity Reduction*



*The same patients may not have responded at each timepoint.

16 HOW SUPPLIED/STORAGE AND HANDLING

16.1 How Supplied

QUTENZA (capsaicin) 8% topical system is a single-use topical system stored in a sealed pouch (NDC 72512-920-00).

QUTENZA is 14 cm x 20 cm (280 cm²) and consists of an adhesive side containing the active substance and an outer surface backing layer. The adhesive side is covered with a removable, clear, unprinted, diagonally cut, release liner. The outer surface of the backing layer is imprinted with “capsaicin 8%”.

Cleansing Gel is provided in a 50 g tube.

QUTENZA is available in the following presentations:

Carton of one topical system and one 50 g tube of Cleansing Gel (NDC 72512-928-01).

Carton of two topical systems and one 50 g tube of Cleansing Gel (NDC 72512-929-01).

Carton of four topical systems and three 50 g tubes of Cleansing Gel (NDC 72512-930-01).

16.2 Storage

Store carton between 20°C to 25°C (68°F to 77°F). Excursions between 15°C and 30°C (59°F and 86°F) are allowed.

Keep QUTENZA in the sealed pouch until immediately before use.

16.3 Handling and Disposal

Unintended exposure to capsaicin can cause severe irritation of eyes, skin, respiratory tract, and mucous membranes. Wear nitrile (not latex) gloves while administering QUTENZA. Use of a face mask and protective glasses is advisable. Immediately after use, dispose of used and unused QUTENZA, QUTENZA clippings, associated packaging, Cleansing Gel, and all other potentially contaminated treatment supplies in accordance with local biomedical waste procedures [see *Dosage and Administration (2)*, *Warnings and Precautions (5.1)*].

17 PATIENT COUNSELING INFORMATION

- Inform patients that accidental exposure to capsaicin from touching QUTENZA or items exposed to capsaicin can cause severe irritation of eyes, mucous membranes, respiratory tract, and skin.
- Instruct patients not to touch their eyes and other unintended target area and that if irritation of eyes or airways occurs, or if any of the side effects become severe, to notify their doctor immediately.
- Inform patients that acute pain during and after the QUTENZA application procedure may be treated with local cooling or analgesic medication, as appropriate. Inform patients of the potential risk for frostbite with excessive use of cooling. It is recommended to use cooling packs from the refrigerator (not from the freezer) and to avoid direct application to the skin.
- Advise patients to seek medical attention if they experience persistent severe pain or skin lesions such as blisters after the QUTENZA application procedure.
- Inform patients that, as a result of treatment-related increases in pain, small transient increases in blood pressure may occur during and shortly after QUTENZA treatment and that blood pressure will be monitored during the treatment procedure. Instruct patients to inform the physician if they have experienced any recent cardiovascular events.
- Inform patients that the treated area may be sensitive to heat (e.g., hot showers/bath, direct sunlight, vigorous exercise) for a few days following treatment.

Manufactured for Averitas Pharma, Inc., Morristown, NJ 07960, USA

by Lohmann Therapie-Systeme AG (LTS), Andernach, Germany



QUTENZA® is a registered trademark of Averitas Pharma, Inc.